

FAFSA Completion Guide

Monday, December 28, 2020 12:12 PM

Login

Log in to the FAFSA

Form Approved
OMB No. 1845-0001
App. Exp. 12/31/2022

Only students may use their FSA ID to log in. Parents and others can start a FAFSA for a student by entering the student's identifiers. Parents and others can also work on a FAFSA form or correction the student started using the **Save Key** that the student made. [Help for parents.](#)

I am the student

OR

I am a parent, preparer, or student from a Freely Associated State

Do not log in with the FSA ID if you are not the student.
Don't have an FSA ID? [Create one](#) or login using the [student's identifiers](#).

Student's FSA ID Username, E-mail Address, or Mobile Number ?

[Forgot Username](#)

The student's FSA ID Password ?

[Forgot Password](#)

NEXT ➔

- 2021-22 “Login” view with the “I am the student” option selected.
- **Note:** If using this option, the applicant can choose one of three ways to log in to the application: using an FSA ID, a verified email address, or a verified phone number and password.

Log in to the FAFSA

Only students may use their FSA ID to log in. Parents and others can start a FAFSA for a student by entering the student's identifiers. Parents and others can also work on a FAFSA form or correction the student started using the Save Key that the student made. [Help for parents.](#)

Form Approved
OMB No. 1845-0001
App. Exp. 12/31/2022

I am the student
 I am a parent, preparer, or student from a Freely Associated State

The student's first name ?

first

The student's full last name ?

last

The student's Social Security Number ?

____-____-____ ?

Show SSN

[From a Freely Associated State?](#)

The student's date of birth (mmddyyyy) ?

06/06/2000 ?

NEXT →

- Only student's may use their FSA ID to log in. Parents and others can start a FAFSA for a student by entering the student identifiers or select "I am a parent, preparer, or student from a Freely Associated State" to log in with the student's name, Social Security Number and date of birth.
- The SSN is masked by default and users have the ability to check the "Show SSN" box if they wish to see what is being typed in.

Disclaimer

Warning

You are accessing a U.S. Federal Government computer system intended to be solely accessed by individual users expressly authorized to access the system by the U.S. Department of Education. Usage may be monitored, recorded, and/or subject to audit. For security purposes and in order to ensure that the system remains available to all expressly authorized users, the U.S. Department of Education monitors the system to identify unauthorized users. Anyone using this system expressly consents to such monitoring and recording. Unauthorized use of this information system is prohibited and subject to criminal and civil penalties. Except as expressly authorized by the U.S. Department of Education, unauthorized attempts to access, obtain, upload, modify, change, and/or delete information on this system are strictly prohibited and are subject to criminal prosecution under 18 U.S.C. § 1030, and other applicable statutes, which may result in fines and imprisonment. For purposes of this system, unauthorized access includes, but is not limited to:

- Any access by an employee or agent of a commercial entity, or other third party, who is not the individual user, for purposes of commercial advantage or private financial gain (regardless of whether the commercial entity or third party is providing a service to an authorized user of the system); and
- Any access in furtherance of any criminal or tortious act in violation of the Constitution or laws of the United States or any state.
- If system monitoring reveals information indicating possible criminal activity, such evidence may be provided to law enforcement personnel.

DECLINE

ACCEPT

- 2021-22 “Disclaimer” view.

Get Started

STUDENT INFORMATION

Welcome, first last!

Fill out your FAFSA form!
To receive federal student financial aid, you need to fill out a FAFSA every school year. Let's get started.

For which school year are you applying for financial aid?

If you are applying for a summer session, or just don't know which application to complete, check with the college you are planning to attend.
[Which school year should I choose?](#)

START 2021-2022 FAFSA OR START 2020-2021 FAFSA

FSA ID Last Time, Date FSA ID Used:

FSA ID Status:
[User Account Management](#)
You can use your FSA ID to sign your FAFSA electronically or make corrections to your FAFSA.

- If you submitted a 2020-2021 FAFSA, select "FAFSA Renewal" for the information from that application to be used to renew your 2021-2022 FAFSA.
- If you didn't submit a 2020-2021 FAFSA, select "Start New FAFSA."

Start Student's 2021-2022 FAFSA

STUDENT INFORMATION

Form Approved
OMB No. 1845-0001
App. Exp. 12/31/2022

Create a Save Key.
The Save Key is for temporary use for you or your parent to return and complete this specific FAFSA.

Create a Save Key ?

.....

Re-enter Save Key ?

.....

MY FAFSA NEXT

- The **Save Key** acts as a temporary password while you are working on your application. It can be between 4 and 8 characters long and can contain any combination of

- numbers and/or uppercase and lowercase letters.
- The Save Key allows an applicant to save their Free Application for Federal Student Aid (FAFSA®) form and return at a later time to complete and submit the application. The application is saved for 45 days, unless the applicant submits their application for processing prior to that. Additionally, the Save Key provides applicants a way to share access to their FAFSA form or correction if their parent(s) needs to add information or sign it.

Introduction – 2021-2022 FAFSA

The screenshot shows a web interface for the FAFSA application. At the top left, there is a dark blue tab labeled "STUDENT INFORMATION". To the right of this tab is a link that says "> Expand All". Below the tab is a list of help topics in an accordion format. The first topic, "How can I get help completing my FAFSA?", is expanded, showing a text box with the following content: "Get help with each FAFSA question by clicking on the Help (?) icon. You can also search FAFSA Help or view the [FAFSA Help](#) page." Below this are several other collapsed topics: "How many steps does it take to complete?", "How long will it take to complete?", "Can I save my FAFSA if I can't finish it?", "Documents needed to complete the FAFSA", "Signing the FAFSA", and "FAFSA on the Web Security and Privacy". At the bottom right of the accordion menu is a dark blue button with the text "NEXT" and a right-pointing arrow.

- 2021-22 “Introduction” view.
- Each topic has accordion functionality that can be expanded and contracted to reveal or conceal additional information.

Step Two: Student Demographics

- **Note:** the web app is a smart form and so additional or different questions may come up based on the user’s responses. We will **note** where we know this to be the case.

Personal Information for Student

[Student Demographics](#)
[School Selection](#)
[Dependency Status](#)
[Parent Demographics](#)
[Parent Financials](#)
[Student Financials](#)
[Sign & Submit](#)
[Confirmation](#)

STUDENT INFORMATION

✔ Application was successfully saved.

ⓘ Because the FAFSA belongs to the student, "you" and "your" always (unless otherwise noted) refer to the student.

Your Social Security Number
472-20-2020

Your first name ?
first

Your middle initial ?

Your last name ?
last

Your date of birth ?
06/06/2000

Student E-mail and Phone

- **Note:** Much of this section will be pre-filled from the FSA login.
- Input your last name exactly how it appears on your Social Security card. If your name has a suffix, such as Jr. or III, include a space between your last name and suffix.
- Input your first name exactly how it appears on your Social Security card.
- Input your middle initial exactly how it appears on your Social Security card.
- Input your Social Security Number (SSN). Confirm that you enter your SSN accurately before moving on in the process.
- Input your date of birth (month / day / year).
- This is one of multiple pages on fafsa.gov that explains that “you” and “your” are referencing the applicant. Other pages where this messaging appears includes the Search for High School, Student Marital Status, Parent Marital Status, and Student Tax Filing Status.
- The box highlighted in green indicates that the application has been successfully saved.
- **Note:** This is the first view for the Student Demographics section.

Student E-mail and Phone

Student Demographics | School Selection | Dependency Status | Parent Demographics | Parent Financials | Student Financials | Sign & Submit | Confirmation

STUDENT INFORMATION

Your e-mail address ?
test@yahoo.com

Re-enter your e-mail address ?
test@yahoo.com

Your telephone number ?
(594) 594-5945

PREVIOUS NEXT

- 2021-22 “Student E-mail and Phone” view.
- **Note:** While not mandatory, it is beneficial for the applicant/parent to include an e-mail address on the FAFSA form in order to receive important communications about their financial aid.
- If you provide your email address, you will be contacted electronically. For example, when your FAFSA has been processed, you will be notified by email. Your email address will also be shared with your state and the colleges listed on your FAFSA to allow them to contact you. Leave this field blank if you don't have an email address.

Student Address

Student Demographics | School Selection | Dependency Status | Parent Demographics | Parent Financials | Student Financials | Sign & Submit | Confirmation

STUDENT INFORMATION

Your permanent mailing address (include apt. number) ?
123 Oakdale Dr.

Your city (and country if not U.S.) ?
Coralville

Your state ?
Iowa

Your ZIP code ?
52317

PREVIOUS NEXT

- 2021-22 “Student Address” view.

- Input the number and street, including the apt. number, of your permanent mailing address. Although you may use your college’s mailing address after you are an enrolled student, you’ll need to use your home address when filing the FAFSA.
- Input your city of residence. Include the country if it's not located in the U.S.
- Input your state of residency. Leave blank if located outside of the U.S.
- Input your zip code

- 2021-22 “Student Residency and Eligibility” view.
- Select "yes" if this is your state of legal residence and you have living there for 5 years or more. This state will represent your state of legal residence, which is where you reside and have a true, fixed, and permanent home. If you moved into this state for the sole purpose of attending a school, do not count this state as your state of legal residence.
- **Note:** You might receive a note that you can transfer your FAFSA information to your state’s student aid application once you receive the confirmation page after submitting your FAFSA.

Student Residency and Eligibility

Student Demographics | School Selection | Dependency Status | Parent Demographics | Parent Financials | Student Financials | Sign & Submit | Confirmation

STUDENT INFORMATION

i You are eligible to transfer your FAFSA information into Iowa's state student aid application. Use the **Start your state application** link on the FAFSA confirmation page to transfer your information.

Note: This feature is only displayed once on the confirmation page after submitting your FAFSA.

Have you lived in Iowa for at least 5 years? ?
 Yes No

Are you a U.S. citizen? ?
Yes, I am a U.S. citizen (or U.S. national) ▼

- Select if you're a U.S. citizen from the dropdown. The Department of Education requires that you meet certain citizenship criteria in order to receive Federal financial aid. You are automatically eligible if you are a U.S. citizen or U.S. national (natives of American Samoa or Swain's Island). If you are neither a citizen nor an eligible noncitizen, you are not eligible for federal student aid, but you may still qualify for local state grants. For this reason, you will still want to continue and complete the FAFSA.

Student Education

Student Demographics | School Selection | Dependency Status | Parent Demographics | Parent Financials | Student Financials | Sign & Submit | Confirmation

STUDENT INFORMATION

What will your high school completion status be when you begin college in the 2020-2021 school year? ?
High school diploma ▼

What college degree or certificate will you be working on when you begin the 2020-2021 school year? ?
1st bachelor's degree ▼

Will you have your first bachelor's degree before you begin the 2020-2021 school year? ?
 Yes No

What will your college grade level be when you begin the 2020-2021 school year? ?
Never attended college/1st yr. ▼

Are you interested in being considered for work-study? ?
 Yes No Don't know

- **High school completion status:** This question aims to determine your level of high school completion prior to enrolling in an institute of higher learning. This will help to determine your eligibility for federal financial aid.
- **College degree or certificate seeking:** This question aims to determine your level of undergraduate, graduate, or professional schooling prior to enrolling in an institute of higher learning. This will help to determine your dependency status, which will also determine your eligibility for federal financial aid. The Department of Education wants to know what area of study you intend to undertake academically while receiving federal funding
- **1st Bachelor's Degree:** Select "yes" or "no" based on your degree level in 2020-2021. Undergraduate programs offer different types of aid and different amounts of federal financial aid compared to graduate types and amounts

Student Selective Service

Student Selective Service

Student Demographics | School Selection | Dependency Status | Parent Demographics | Parent Financials | Student Financials | Sign & Submit | Confirmation

STUDENT INFORMATION

Are you male or female? ?

Male Female

i Most male citizens and male immigrants must register with the Selective Service System to receive federal student aid.

Are you registered with the Selective Service System? ?

Yes No

Do you want us to register you with the Selective Service System? ?

Yes No

- 2021-22 “Student Selective Service” view.
- **Note:** The response to this question is used to determine if the applicant needs to register with the Selective Service System (SSS). Most male citizens and male immigrants between the ages of 18–25 must register with the SSS to receive federal student aid. This requirement applies to any person assigned the sex of male at birth.

Student Driver's License

Student Demographics | School Selection | Dependency Status | Parent Demographics | Parent Financials | Student Financials | Sign & Submit | Confirmation

STUDENT INFORMATION

Your driver's license number (if you have one) ?

Your driver's license state ?

Select ▼

PREVIOUS NEXT

- FAFSA asks about a student driver's license to help prevent identity theft. Colleges can use a student driver's license to prevent someone else from picking up the student's refund check. Note that the student's driving record does not affect eligibility for financial aid. The driver's license number is also not used to verify citizenship or drug convictions.

Student Foster Care and Parent Education Completion

Student Demographics | School Selection | Dependency Status | Parent Demographics | Parent Financials | Student Financials | Sign & Submit | Confirmation

STUDENT INFORMATION

Are you a foster youth or were you at any time in the foster care system? ?

Yes No

Highest school completed by Parent 1 ?

High School ▼

Highest school completed by Parent 2 ?

College or beyond ▼

PREVIOUS NEXT

- 2021-22 "Student Foster Care and Parent Education Completion" view.
- The response indicates the student's parent's highest completed grade level. For this question, parent means your birth or adoptive parent. Do not answer this question about a stepparent, legal guardian, or foster parent.
- This question is used for state scholarship purposes only and does not affect the student's eligibility for federal student aid.

Step Three: School Selection

Search for High School

Student DemographicsSchool SelectionDependency StatusParent DemographicsParent FinancialsStudent FinancialsSign & SubmitConfirmation

STUDENT INFORMATION

✔ Application was successfully saved.

i Because the FAFSA belongs to the student, "you" and "your" always (unless otherwise noted) refer to the student.

i Enter the name, city, and state of your high school, then click **Search**. ?

What is the name of your high school?

In what city is your high school located?

In what state is your high school located?

SEARCH Q

← PREVIOUS

NEXT →

- Enter the complete name of your high school.
- Enter the city that your high school is located.
- Select the state that your high school is located in from the dropdown.
- Note. If you receive an error message from this page, make sure you are clicking “search” rather than “next” in order to identify your high school.

High School Search Results

Student Demographics **School Selection** Dependency Status Parent Demographics Parent Financials Student Financials Sign & Submit Confirmation

STUDENT INFORMATION

i We found 31 results that meet your criteria. Click the **Select** link next to the correct high school to add it to your application.

To narrow your results click **New Search** and change the information in the entry fields to better clarify your request.

If your high school is not listed, click **Next** to continue and make sure the high school name, city and state have all been entered correctly.

Search Results: 1 to 31 of 31.

SELECT	School Name: West High School City: Sioux City
SELECT	School Name: West Senior High School City: Iowa City
SELECT	School Name: West High School City: Davenport
SELECT	School Name: West High School City: Waterloo
	School Name: West Bend-mallard High School

« « 1 » »

NEW SEARCH **Q** NEXT **➔**

- Your search results should look like this. Choose your high school from the list by clicking “select” on the left.

Search for Colleges

Student Demographics **School Selection** Dependency Status Parent Demographics Parent Financials Student Financials Sign & Submit Confirmation

STUDENT INFORMATION

i first, based on the information you provided, we have determined that you may qualify for federal student aid. Continue through the application for us to determine how much aid you can receive.

i Here's where you'll search for the colleges to which you'd like to send your FAFSA information. You can add up to 10 colleges at a time to your FAFSA. If you're applying to more than 10 colleges, [follow these instructions](#).

Make sure you add ALL colleges you're interested in, even if you haven't applied or been accepted yet.

i Complete the fields below to search for a college to add to your FAFSA.

Do you know the college's [Federal School Code](#)? ?
 Yes No

State ?
Iowa

City (optional) ?
Iowa City

School Name (optional) ?

SEARCH TIPS **i** PREVIOUS SEARCH **Q**

- 2021-22 "Search for Colleges" view
- Select "Yes" for the College Federal School Code
 - ◆ Tulsa Welding School - 015733
 - ◆ The Refrigeration School -014127

College Search Results

Student Demographics **School Selection** Dependency Status Parent Demographics Parent Financials Student Financials Sign & Submit Confirmation

STUDENT INFORMATION

i You can add up to 10 colleges to your FAFSA.

All of the information you include on your FAFSA, with the exception of the list of colleges, will be sent to each of the colleges you list. In addition, all of your FAFSA information, including the list of colleges, will be sent to your state grant agency.

i To select schools from the Search Results, click the checkbox to the left of each school you'd like to add to your FAFSA, then click **Next** or **Add More Schools** to continue.

Search Results: 1 to 1 of 1.

Sort By: Best Match

<input type="checkbox"/>	School Name: University Of Iowa City: Iowa City State: IA Federal School Code: 001892
--------------------------	--

ADD MORE SCHOOLS

- Once you select your school from the previous page, it will appear on this page.

Selected Colleges and Housing Plans

Student Demographics **School Selection** Dependency Status Parent Demographics Parent Financials Student Financials Sign & Submit Confirmation

STUDENT INFORMATION

For each school listed, select the appropriate housing plan from the dropdown list.

School Name: University Of Iowa
Federal School Code: 001892

+ Housing Plans
On Campus

VIEW COLLEGE INFO

ADD MORE SCHOOLS

PREVIOUS NEXT

- Enter your housing plan for each school selection. For our schools you can select Off Campus or With Parents

Step Four: Dependency Status

Student Marital Status

Student Demographics School Selection Dependency Status Parent Demographics Parent Financials Student Financials Sign & Submit Confirmation

STUDENT INFORMATION

What is your marital status as of today?

I am single

PREVIOUS NEXT

- 2021-22 “Student Marital Status” view.
- Note: This is the first page of the Dependency Status section.
- Select your marital status as of today from the dropdown. You are asked about your marital status in order to determine if you will be required to provide any spouse’s information along with your own throughout the application.

Does Student Have Dependents?

Student Demographics School Selection Dependency Status Parent Demographics Parent Financials Student Financials Sign & Submit Confirmation

STUDENT INFORMATION

Do you now have or will you have children who will receive more than half of their support from you between July 1, 2021 and June 30, 2022?

Yes No

Do you have dependents (other than your children or spouse) who live with you and who receive more than half of their support from you, now and through June 30, 2022?

Yes No

PREVIOUS NEXT

- Select "Yes" if you have children, or are expecting children in the year for which you are applying for aid. Select "No" if not.
- Select "Yes" if you have a dependent (someone who may not be your own child, or possibly even a parent), AND you also provide more than 50% of their living expenses. Select "No" if not.

Student Additional Dependency Questions

Student Demographics School Selection Dependency Status Parent Demographics Parent Financials Student Financials Sign & Submit Confirmation

STUDENT INFORMATION

Answer the following questions to determine if you are required to provide information about your parents on your FAFSA. Check all that apply or check **None of the above**.

- Are you currently serving on active duty in the U.S. Armed Forces for purposes other than training?
- Are you a veteran of the U.S. Armed Forces?
- At any time since you turned age 13, were both your parents deceased, were you in foster care, or were you a dependent or ward of the court?
- As determined by a court in your state of legal residence, are you or were you an emancipated minor?
- Does someone other than your parent or stepparent have legal guardianship of you, as determined by a court in your state of legal residence?
- None of the above

PREVIOUS NEXT

- Your answers to questions on the FAFSA® form determine whether you are considered a dependent or independent student. our dependency status determines whose information you must report on the Free Application for Federal Student Aid (FAFSA®) form.
- If you're a dependent student, you will report your and your parents' information.
- If you're an independent student, you will report your own information (and, if you're married, your spouse's).

Student Homelessness Filter Question

Student Demographics School Selection Dependency Status Parent Demographics Parent Financials Student Financials Sign & Submit Confirmation

STUDENT INFORMATION

On or after July 1, 2020, were you homeless or were you self-supporting and at risk of being homeless?

Yes No

PREVIOUS NEXT

- 2021-22 “Student Homelessness Filter Question” view.
- If you state on the FAFSA that you are homeless, you can submit the application without including information related to your parents' income. Stating “yes” to the homeless question indicates that you are not with your parents, making you an independent student with special circumstances. You will be required to submit supporting documentation of this claim to the financial aid office of the

school you plan to attend.

The screenshot shows the 'Dependent Student' view in the FAFSA application process. At the top, a dark blue header contains the text 'Dependent Student'. Below the header is a progress bar with seven steps: 'Student Demographics', 'School Selection', 'Dependency Status', 'Parent Demographics', 'Parent Financials', 'Student Financials', and 'Sign & Submit'. The first two steps are marked with green checkmarks, and the third step, 'Dependency Status', is marked with a blue pencil icon. The main content area is titled 'STUDENT INFORMATION' and contains the following text: 'Based on your answers to the dependency status questions, you are considered a dependent student. This means you must provide [parental](#) information. Select "I will provide information about my parent(s)" and click Next to continue filling out your FAFSA.' Below this, there is a second paragraph: 'If you have a special circumstance and are unable to provide parental information, under very limited circumstances, you may be able to submit your FAFSA without parental information. Select "I am unable to provide information about my parent(s)" and click Next to get additional information.' There are two radio button options: 'I will provide information about my parent(s)' (which is selected) and 'I am unable to provide information about my parent(s)'. At the bottom right, there are two buttons: 'PREVIOUS' and 'NEXT'.

- 2021-22 “Dependent Student” view.
- This page only displays if it has been determined that the applicant is considered to be dependent.

Step Five: Parent Demographics

The screenshot shows the 'Parent Marital Status' view in the FAFSA application process. At the top, a dark blue header contains the text 'Parent Marital Status'. Below the header is a progress bar with seven steps: 'Student Demographics', 'School Selection', 'Dependency Status', 'Parent Demographics', 'Parent Financials', 'Student Financials', and 'Sign & Submit'. The first three steps are marked with green checkmarks, and the fourth step, 'Parent Demographics', is marked with a blue pencil icon. The main content area is titled 'PARENT INFORMATION' and contains the following text: 'Application was successfully saved.' Below this, there is a blue information box with a question mark icon and the text: 'Because the FAFSA belongs to the student, "you" and "your" always (unless otherwise noted) refer to the student.' Below the information box, there is a question: 'As of today, what is the marital status of your [parents](#)?' with a dropdown menu showing 'Married or Remarried'. Below the dropdown menu, there is another question: 'When did your parents get married or remarried?' with a text input field containing '06/1999'. At the bottom right, there are two buttons: 'PREVIOUS' and 'NEXT'.

- 2021-22 “Parent Marital Status” view.
- **Note:** This is the first view in the Parent Demographics section.

- Select the marital status of your parents from the dropdown. As a point of clarification, if one of your biological parents is divorced from the other, you will only need to report the financial information of the parent who has legal custody of you.
- **Note:** This is a smart question and the response to marital status may generate additional questions.

Personal Information for Parent

Student Demographics School Selection Dependency Status **Parent Demographics** Parent Financials Student Financials Sign & Submit Confirmation

PARENT INFORMATION

Enter Information for your first **parent** (father/mother/stepparent)

Parent's Social Security Number ?
 [Keyboard Icon]

Parent's last name ?

Parent's first initial ?

Parent's date of birth ?
 [Keyboard Icon]

Your parents' e-mail address ?

Re-enter your parents' e-mail address ?

- 2021-22 “Personal Information for Parent” view.
- You may choose whichever of your parents for either field, but do not mix “first parent” figures with “other parent” as this may cause an error in your application. If your parent does not have a Social Security Number, you must enter 000-00-0000.
- Includes your parents last name as it appears on their Social Security card(s) and birth certificate(s). If the name includes a suffix, such as Jr. or III, include a space between the last name and suffix.
- Include your parents first initial as it appears in their first name on their Social Security card(s) and birth certificate(s).
- Includes your parent’s date of birth as it appears on their Social Security card(s) and birth certificate(s). Enter two digits for each day and month (e.g., for May 31, enter 05 31).

Personal Information for Other Parent

Student Demographics ✓ | School Selection ✓ | Dependency Status ✓ | **Parent Demographics** | Parent Financials | Student Financials | Sign & Submit | Confirmation

PARENT INFORMATION

Enter Information for your other parent (father/mother/stepparent)

Parent's Social Security Number ?
 [Keyboard Icon]

Parent's last name ?

Parent's first initial ?

Parent's date of birth ?
 [Keyboard Icon]

- 2021-22 “Personal Information for Other Parent” view.

Parent State of Legal Residence

Student Demographics ✓ | School Selection ✓ | Dependency Status ✓ | **Parent Demographics** | Parent Financials | Student Financials | Sign & Submit | Confirmation

PARENT INFORMATION

Have your parents lived in Iowa for at least 5 years? ?
 Yes No

- 2021-22 “Parent State of Legal Residence” view.

Parent Household Info

Student Demographics ✓ School Selection ✓ Dependency Status ✓ **Parent Demographics** Parent Financials Student Financials Sign & Submit Confirmation

PARENT INFORMATION

Household Size

Your parents

Yourself, even if you do not live with your parents

Your parent's other children (even if they do not live with your parents) if:
 a. Your parents will provide more than half of their support from July 1, 2021 through June 30, 2022 or
 b. These children can answer "No" to every [Dependency Status question on the FAFSA](#)

Other people if:
 a. they now live with your parents.
 b. your parents provide more than half of their support, and
 c. your parents will continue to provide more than half of their support from July 1, 2021 through June 30, 2022

Your parents' number of family members in 2021-2022 (household size)

Number In College

How many people in your parents' household (as reported above) will be college students between July 1, 2021 and June 30, 2022? Do not include your parents.

- 2021-22 “Parent Household Info” view.
- Parents are required to complete the household size worksheet in an effort to get more accurate information about the number in the parent’s household and the number of those in the household who are in college. Some information will be prefilled, based on responses provided previously within the FAFSA form. The system tallies the totals as the parent completes the worksheet to ensure that there are no mathematical errors.
- You will want to count the number of people living in your household/home, beginning with yourself, then your parent(s), and any other siblings or relatives for whom your parent(s) pay 50% or more of their financial support
- For “Number in College,” count yourself, but also include any siblings who will attend and be enrolled as part-time students, as well. You do not want to include your parents in

this section, even if they are in college or a degree-seeking program. Adults who have already earned a degree, are in graduate or professional programs, or who are over the age of 24 will not be counted as simultaneously being in college during the same period as you.

Step Six: Parent Financials

Parent Tax Filing Status

Student Demographics ✓ School Selection ✓ Dependency Status ✓ Parent Demographics ✓ **Parent Financials** Student Financials Sign & Submit Confirmation

PARENT INFORMATION

✓ Application was successfully saved.

Attention! You must provide financial information from your parents' 2019 tax return on the following pages.

For 2019, have your parents completed their IRS income tax return or another tax return? ?

What type of income tax return did your parents file for 2019? ?

For 2019, what is your parents' tax filing status according to their tax return? ?

IRS Data Retrieval Tool

Applying is faster and easier if your parents transfer their tax return information into this FAFSA with the IRS Data Retrieval Tool (IRS DRT)!

[LINK TO IRS](#)

[PREVIOUS](#) [NEXT](#)

- 2021-22 “Parent Tax Filing Status” view.
- **Note:** This is the first view in the Parent Financials section.
- **Parents completed IRD tax return:** This specific question asks your parent/parent's what their tax filing status is for the tax year 2019. You may select from the drop menu whether your parent/parents: “Already Completed”, “Will File”, or “Not Going to File.” There is no wrong answer, but it is important to be as accurate as possible.
- **Parents tax filing status:** Select what your parent/parent's tax filing status is according to their 2019 tax return.
- **IRD Data Retrieval Tool:** By using the IRS Data Retrieval Tool, parents who are eligible can automatically transfer

their tax information into the FAFSA. This will prevent errors and help avoid any processing delays.

The screenshot shows a progress bar at the top with steps: Student Demographics, School Selection, Dependency Status, Parent Demographics, Parent Financials, Student Financials, Sign & Submit, and Confirmation. The first four steps are marked with green checkmarks, and the fifth step, 'Parent Financials', is marked with a pencil icon. Below the progress bar is a dark blue header with the text 'Parent Eligible for IRS DRT'. The main content area has a dark blue header 'PARENT INFORMATION' and contains the following text: 'Applying is faster and easier with the IRS DRT! Based on your responses, we recommend that you, the mother, transfer your information from the IRS into this FAFSA. The [IRS Data Retrieval Tool \(IRS DRT\)](#) allows users to link to the IRS Web site and securely transfer original IRS tax return information into their FAFSA. For your protection, your tax return information will not display on the IRS Web site or on the FAFSA. If you use the IRS DRT, you may not have to provide additional IRS documentation later to qualify for federal student aid.' At the bottom of this section are two buttons: 'LINK TO IRS' with a double-headed arrow icon and a blue link 'No Thanks'.

- 2021-22 “Parent Eligible for IRS DRT” view.
- This view is displayed when the parent chooses not to use the IRS Data Retrieval Tool (DRT) on the previous view. An additional opportunity is presented to the parent to determine if they would like to link to the IRS for their financial information or to continue to enter it manually.

The screenshot shows the same progress bar as the previous view, with 'Parent Financials' now marked with a pencil icon. Below the progress bar is a dark blue header with the text 'Parent IRS Info'. The main content area has a dark blue header 'PARENT INFORMATION' and contains the following text: 'What was your parents' adjusted gross income for 2019? This amount is found on IRS Form 1040-line 8b.' Below this text is a form field with a dollar sign, a text input containing '28,000', and a dropdown menu set to '.00'. To the right of the input is a button labeled 'INCOME ESTIMATOR'. At the bottom of the form are two buttons: 'PREVIOUS' with a left arrow and 'NEXT' with a right arrow.

- 2021-22 “Parent IRS Info” view.
- **Note:** If the parent is either ineligible or decides not to use the IRS DRT, they will be required to enter their financial information manually.
- This figure can be found on either Line 37 (1040), Line 21 (1040A), or Line 4 (1040EZ) of their Federal tax return. Parents who are married, but file separate returns will need to combine their AGIs from their individual return for this field. If your parent/parents are eligible and choose to use the IRS Data Retrieval tool, the fields in this section will automatically be populated for them.

Parent Income from Work

Student Demographics ✓ School Selection ✓ Dependency Status ✓ Parent Demographics ✓ Parent Financials ✎ Student Financials Sign & Submit Confirmation

PARENT INFORMATION

How much did your Parent 1 (father/mother/stepparent) earn from working (wages, salaries, tips, etc.) in 2019? This amount is your Parent 1 (father's/mother's/stepparent's) portion of IRS Form 1040-line 1 + Schedule 1 lines 3 + 6 + Box 14 (Code A) of IRS Schedule K-1 (Form 1065). ?

\$ 16,000 .00

How much did your Parent 2 (father/mother/stepparent) earn from working (wages, salaries, tips, etc.) in 2019? This amount is your Parent 2 (father's/mother's/stepparent's) portion of IRS Form 1040-line 1 + Schedule 1 lines 3 + 6 + Box 14 (Code A) of IRS Schedule K-1 (Form 1065). ?

\$ 12,000 .00

PREVIOUS NEXT

- **Note:** This is a smart question and therefore might look different based on your prior inputs.
- For either tax return, use the following to impute their earnings: IRS Form 1040: Use Lines 7 + 12 + 18* + Box 14 of IRS Schedule K-1 (Form 1065); IRS Form 1040A: Use Line 7; IRS Form 1040EZ: Use Line 1

Parent Simplified Path Determination

Student Demographics School Selection Dependency Status Parent Demographics Parent Financials Student Financials Sign & Submit Confirmation

PARENT INFORMATION

You indicated that your parents filed an IRS 1040. Did your parents file a Schedule 1? Select No if your parents did not file a Schedule 1 or **only filed** a Schedule 1 to report: unemployment compensation, educator expenses, IRA deduction, student loan interest deduction, Alaska Permanent Fund dividend, or virtual currency. Click [here](#) for more information. ?

Yes No Don't know

As of today, is either of your parents a [dislocated worker](#)? ?

Yes No Don't know

In 2019 or 2020, did you, your parents, or anyone in your parents' household receive benefits from any of the federal benefits programs listed below?

Check all that apply or check **None of the above**. If, at the time you are completing the FAFSA, you, your parents, or anyone in your parents' household did NOT receive any of these benefits during 2019 or 2020, but do receive any of them on or before December 31, 2020, you must return to the FAFSA and update your response. ?

Answering these questions will not reduce eligibility for student aid or these programs.

Medicaid

Supplemental Security Income (SSI)

Supplemental Nutrition Assistance Program ([SNAP](#))

Free or Reduced Price School Lunch

Temporary Assistance for Needy Families ([TANF](#))

Special Supplemental Nutrition Program for Women, Infants, and Children (WIC)

None of the above

← PREVIOUS
NEXT →

- 2021-22 “Parent Simplified Path Determination” view.
- Instructional text will be dynamic based on the response to Parent Tax Return Status. In this example, the parent stated they “already filed” and “filed a 1040” in order to create the condition for schedule 1 dynamic text to display.
- **Note:** The Schedule 1 question and associated help text have been updated to include all of the exceptions to answering this question. For the 21-22 cycle, capital gains and losses have been removed from the list of exceptions; reporting of virtual currency has been added.
- In addition, the Schedule 1 question is now a field that can be transferred from the IRS DRT.
- The Schedule 1 question may or may not be enabled based on previously answered questions.
- **Note.** This is a smart question so these questions may or may not appear for certain users.
- If your parent/parent's select "Yes" to this question, they may be asked to provide proof of their status as a dislocated worker. This can be in the form of their termination notice, a recent receipt of their unemployment

benefits or a letter from the employer.

- Check the appropriate boxes if your parent/parents have benefited from any of these programs. If none apply, check “None of the above.” Note that the names of the programs may differ from state to state but the names listed here are most commonly used.

Parent Additional IRS Info

Student Demographics School Selection Dependency Status Parent Demographics **Parent Financials** Student Financials Sign & Submit Confirmation

PARENT INFORMATION

Enter the amount of your parents' income tax for 2019. This is the total amount of IRS Form 1040-line 14 minus Schedule 2-line 2.

\$ 2,000 .00

PREVIOUS NEXT

- **Note.** This question is part of a series of “smart questions,” meaning this may appear differently depending on the user.
- Depending on which form they used to file their tax return, here is where they can find where these figures are located within the form: IRS Form 1040: Subtract line 46 from line 56 and enter the total; IRS Form 1040A: Subtract line 36 from line 28 and enter the total; IRS Form 1040EZ: Use Line 10.
- In order to fill out this section, students will need to refer to their parent or parent’s tax form(s) and look to add information from the following spaces for each return: IRS Form 1040: Use Line 6d; IRS Form 1040A: Use Line 6d; IRS Form 1040EZ: If they didn't check either box on line 5, enter 1 if they are single or 2 if they are married.

Parent Questions for Tax Filers Only

Student Demographics ✓ School Selection ✓ Dependency Status ✓ Parent Demographics ✓ **Parent Financials** Student Financials Sign & Submit Confirmation

PARENT INFORMATION

Did your parents have any of the following items in 2019? Enter amounts for all that apply.

Combat pay or special combat pay. **This should be zero for enlisted persons and warrant officers** (including commissioned warrant officers) because their combat pay is entirely nontaxable. Only enter [taxable combat pay](#) included in your parents adjusted gross income. ?

\$.00

Student college grant and scholarship aid reported to the IRS in your parents' income. Includes AmeriCorps benefits (awards, living allowances, and interest accrual payments), as well as grant and scholarship portions of fellowships and assistantships. ?

\$.00

Education credits (American Opportunity Tax Credit or Lifetime Learning Tax Credit) from IRS Form 1040 Schedule 3-line 3 ?

\$.00

Untaxed portions of IRA distributions and pensions from IRS Form 1040-lines (4a + 4c) - (4b + 4d). **Exclude rollovers.** If negative, enter a zero here. ?

\$.00

IRA deductions and payments to self-employed SEP, SIMPLE, Keogh, and other qualified plans from IRS Form 1040 Schedule 1-total of lines 15 + 19 ?

\$.00

Tax exempt interest income from IRS Form 1040-line 2a ?

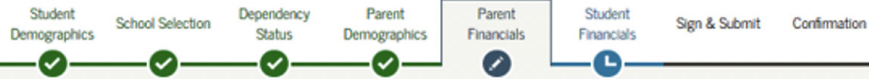
\$.00

← PREVIOUS

NEXT →

- Fill in your parent/parent's additional financial information based on these categories. If they do not apply, leave a "0."

Parent Additional Financial Info



PARENT INFORMATION

Did your parents have any of the following items in 2019? Enter amounts for all that apply.

Child support your parents paid because of divorce or separation or as a result of a legal requirement. Do not include support for children in your parents' household. ?

\$.00

Earnings from work under a Cooperative Education Program offered by a college ?

\$.00

Taxable earnings from need-based employment programs, such as Federal Work-study and need-based employment portions of fellowships and assistantships ?

\$.00

← PREVIOUS

NEXT →

Parent Untaxed Income



PARENT INFORMATION

Did your parents have any of the following items in 2019? Enter amounts for all that apply.

Child support received for all children. Do not include foster care or adoption payments. ?

\$.00

Housing, food, and other living allowances paid to members of the military, clergy, and others (including cash payments and cash value of benefits). Do not include the value of on-base military housing or the value of a basic military allowance for housing. ?

\$.00

Payments to tax-deferred pension and retirement savings plans (paid directly or withheld from earnings), including, but not limited to, amounts reported on the W-2 Form in Boxes 12a through 12d, codes D, E, F, G, H, and S. **Don't include** amounts reported in code DD (employer contributions toward employee health benefits). ?

\$.00

Veterans noneducation benefits such as Disability, Death Pension, or Dependency & Indemnity Compensation (DIC) and/or VA Educational Work-Study allowances ?

\$.00

Other untaxed income not reported, such as workers' compensation, disability benefits, etc. ?

\$.00

← PREVIOUS

NEXT →

Parent Assets

Student Demographics School Selection Dependency Status Parent Demographics **Parent Financials** Student Financials Sign & Submit Confirmation

PARENT INFORMATION

Do you want to skip questions about your parents' assets? ?
 Yes No

As of today, what is your parents' total current balance of cash, savings, and checking accounts? ?
 \$.00

As of today, what is the net worth of your parents' investments, including real estate (not your parents' home)? ?
 \$.00

As of today, what is the net worth of your parents' current businesses and/or investment farms? **Don't include a family farm or family business with 100 or fewer full-time or full-time equivalent employees.** ?
 \$.00

- 2021-22 “Parent Assets” view.
- **Note:** Since the parents meet the simplified needs path determination criteria, the assets questions are optional.
- **Parents total balance of cash:** Include the current total of your cash-in-hand, and totals of your checking and savings accounts.
- **Parents net worth:** Include the net worth of your investments, including real estate, but do NOT include the house that your parents reside.
- **Parents net worth of business investments:** Include the total value of your parents’ total investments. To do this, you will add the current value of all investments, subtracting any debts currently owed on them.

Step Seven: Student Financials

Student Tax Filing Status

Student Demographics ✓ School Selection ✓ Dependency Status ✓ Parent Demographics ✓ Parent Financials ✓ Student Financials **✎** Sign & Submit **L** Confirmation

STUDENT INFORMATION

i Because the FAFSA belongs to the student, "you" and "your" always (unless otherwise noted) refer to the student.

For 2019, have you completed your IRS income tax return or another tax return? **?**
Already completed **▼**

What income tax return did you file for 2019? **?**
IRS 1040 **▼**

For 2019, what is your tax filing status according to your tax return? **?**
Single **▼**

IRS Data Retrieval Tool

Applying is faster and easier if you transfer your tax return information into this FAFSA with the IRS Data Retrieval Tool (IRS DRT):

LINK TO IRS **↔**

← CHECK FOR ERRORS **← PREVIOUS** **NEXT →**

- **Note:** This is a smart question and the response to your tax return type may generate additional questions and comments.
- **IRS tax return:** You will need to answer this question based on whether or not you (the student) did, have not yet, or will not file a tax return. You should answer this question based on your current tax filing status for the previous year.
- **Tax filing status:** Select what your tax filing status is according to your 2017 tax return.
- **IRS Data Retrieval Tool:** By using the IRS Data Retrieval Tool, students who are eligible can automatically transfer their tax information into the FAFSA. This will prevent errors and help avoid any processing delays.

Student Eligible for IRS DRT

- 2021-22 “Student Eligible for IRS DRT” view.
- This view is displayed when the applicant chooses not to use the IRS Data Retrieval Tool (DRT) on the previous view. An additional opportunity is presented to the applicant to determine if they would like to link to the IRS for their financial information or to continue to enter it manually.

Student IRS Info

- 2021-22 “Student IRS Info” view.
- **Note:** If the applicant is either ineligible or decides not to use the IRS DRT, they will be required to enter their financial information manually.
- Answer the questions whether or not a tax return was filed. This information may be on the W-2 forms or on the tax return selected in question 33: IRS Form 1040—lines 7 + 12 + 18 + Box 14 (Code A) of IRS Schedule K-1 (Form 1065); 1040A—line 7; or 1040EZ—line 1. If any individual earning item is negative, do not include that item in your calculation.

Student Income from Work

Student Demographics ✓ School Selection ✓ Dependency Status ✓ Parent Demographics ✓ Parent Financials ✓ Student Financials **Student Financials** Sign & Submit Confirmation

STUDENT INFORMATION

How much did you earn from working (wages, salaries, tips, etc.) in 2019? This amount is the total of IRS Form 1040-line 1 + Schedule 1 lines 3 + 6 + Box 14 (Code A) of IRS Schedule K-1 (Form 1065). ?

\$.00

- 2021-22 “Student Income from Work” view.
- Answer the questions whether or not a tax return was filed. This information may be on the W-2 forms or on the tax return selected in question 33: IRS Form 1040—lines 7 + 12 + 18 + Box 14 (Code A) of IRS Schedule K-1 (Form 1065); 1040A—line 7; or 1040EZ—line 1. If any individual earning item is negative, do not include that item in your calculation.

Student Additional IRS Info

Student Demographics ✓ School Selection ✓ Dependency Status ✓ Parent Demographics ✓ Parent Financials ✓ Student Financials **Student Financials** Sign & Submit Confirmation

STUDENT INFORMATION

Enter the amount of your income tax for 2019. This is the total amount of IRS Form 1040-line 14 minus Schedule 2-line 2. ?

\$.00

- 2021-22 “Student Additional IRS Info” view.

Student Questions for Tax Filers Only

Student Demographics ✓ School Selection ✓ Dependency Status ✓ Parent Demographics ✓ Parent Financials ✓ Student Financials Sign & Submit Confirmation

STUDENT INFORMATION

Did you have any of the following items in 2019? Enter amounts for all that apply.

Combat pay or special combat pay. **This should be zero for enlisted persons and warrant officers** (including commissioned warrant officers) because their combat pay is entirely nontaxable. Only enter [taxable combat pay](#) included in your (and, if married, your spouse's) adjusted gross income. ?

\$.00

Student college grant and scholarship aid reported to the IRS in your income. Includes AmeriCorps benefits (awards, living allowances, and interest accrual payments), as well as grant and scholarship portions of fellowships and assistantships. ?

\$.00

Education credits (*American Opportunity Tax Credit* or *Lifetime Learning Tax Credit*) from IRS Form 1040 Schedule 3-line 3 ?

\$.00

Untaxed portions of IRA distributions and pensions from IRS Form 1040-lines (4a + 4c) - (4b + 4d). **Exclude rollovers.** If negative, enter a zero here. ?

\$.00

IRA deductions and payments to self-employed SEP, SIMPLE, Keogh, and other qualified plans from IRS Form 1040 Schedule 1-total of lines 15 + 19 ?

\$.00

Tax exempt interest income from IRS Form 1040-line 2a ?

\$.00

- Fill in your additional financial information based on these categories. If they do not apply, leave a "0."

Student Additional Financial Info

Student Demographics ✓ School Selection ✓ Dependency Status ✓ Parent Demographics ✓ Parent Financials ✓ Student Financials ✎ Sign & Submit L Confirmation

STUDENT INFORMATION

Did you have any of the following items in 2019? Enter amounts for all that apply.

Child support you paid because of divorce or separation or as a result of a legal requirement. Do not include support for children in your household. ?

\$.00

Earnings from work under a Cooperative Education Program offered by a college ?

\$.00

Taxable earnings from need-based employment programs, such as Federal Work-study and need-based employment portions of fellowships and assistantships ?

\$.00

- If a student had income in any of the following categories during the past year, they must fill out the appropriate boxes that apply to them. In all of the above scenarios, if students are married and have a spouse, they should also report their spouse's information on the FAFSA alongside their own.

Student Untaxed Income

Student Demographics School Selection Dependency Status Parent Demographics Parent Financials Student Financials Sign & Submit Confirmation

STUDENT INFORMATION

Did you have any of the following items in 2019? Enter amounts for all that apply.

Child support received for all children. Do not include foster care or adoption payments. ?

\$.00

Housing, food, and other living allowances paid to members of the military, clergy, and others (including cash payments and cash value of benefits). Do not include the value of on-base military housing or the value of a basic military allowance for housing. ?

\$.00

Payments to tax-deferred pension and retirement savings plans (paid directly or withheld from earnings), including, but not limited to, amounts reported on the W-2 Form in Boxes 12a through 12d, codes D, E, F, G, H, and S. **Don't include** amounts reported in code DD (employer contributions toward employee health benefits). ?

\$.00

Veterans noneducation benefits such as Disability, Death Pension, or Dependency & Indemnity Compensation (DIC) and/or VA Educational Work-Study allowances ?

\$.00

Other untaxed income not reported, such as workers' compensation, disability benefits, etc. ?

\$.00

Money received, or paid on your behalf (e.g., bills), not reported elsewhere on this form. This includes money that you received from a parent or other person whose financial information is not reported on this form and that is not part of a legal child support agreement. ?

\$.00

← CHECK FOR ERRORS
← PREVIOUS
NEXT →

- If a student had income in any of the following categories during the past year, they must fill out the appropriate boxes that apply to them. In all of the above scenarios, if students are married and have a spouse, they should also report their spouse's information on the FAFSA alongside their own.

Student Assets

Student Demographics ✓ | School Selection ✓ | Dependency Status ✓ | Parent Demographics ✓ | Parent Financials ✓ | **Student Financials** | Sign & Submit | Confirmation

STUDENT INFORMATION

As of today, what is your total current balance of cash, savings, and checking accounts? ?

\$.00

As of today, what is the net worth of your investments, including real estate (not your home)? ?

\$.00

As of today, what is the net worth of your current businesses and/or investment farms? **Don't include a family farm or family business with 100 or fewer full-time or full-time equivalent employees.** ?

\$.00

- Note. This is a smart question and may look different for users based on inputs.
- Include the current total of your cash-in-hand, and totals of your checking and savings accounts.
- Include the net worth of your investments, including real estate. Do NOT include the house you live in.
- Include the total value of your (and your spouse's) total investments. To do this, you will add the current value of all investments, subtracting any debts currently owed on them.

Step Eight: Sign and Submit

Preparer Info

Student Demographics ✓ | School Selection ✓ | Dependency Status ✓ | Parent Demographics ✓ | Parent Financials ✓ | Student Financials ✓ | **Sign & Submit** | Confirmation

✓ Application was successfully saved.

Are you a preparer? (This is rare.) ?

Yes
 No

- If you are a student filling out your own FAFSA choose “No.”

FAFSA Summary

Student Demographics ✓ School Selection ✓ Dependency Status ✓ Parent Demographics ✓ Parent Financials ✓ Student Financials ✓ Sign & Submit ✗ Confirmation

You're not done yet! You still need to submit your FAFSA. After you print this page, click **Next** to return to your FAFSA form.

2021-2022 FAFSA SUMMARY
Student ID XXX-XX-1111 LA

[Collapse All](#)

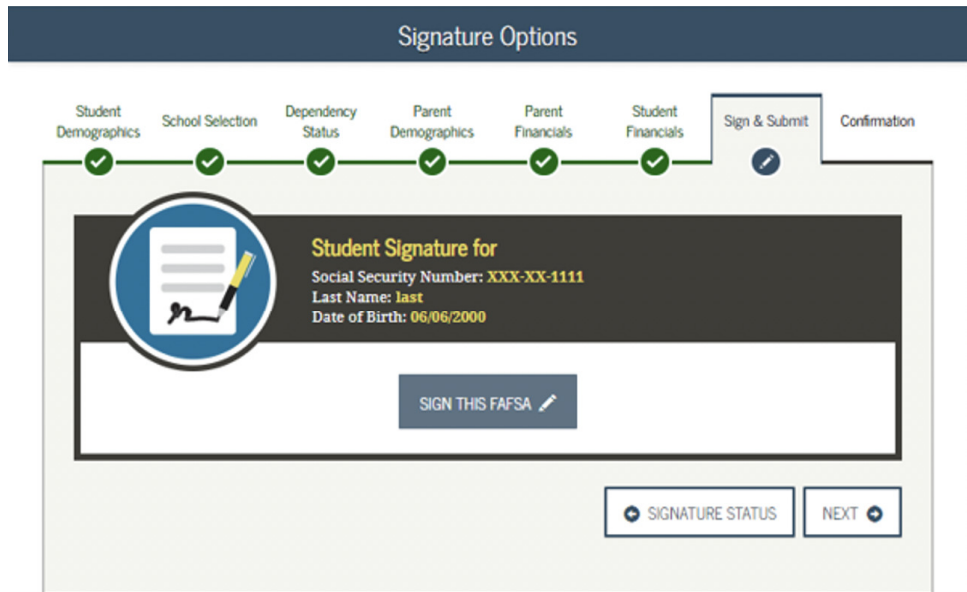
> Student Demographics

Student Demographic Information	
Student's Social Security Number (question 8)	XXX-XX-1111
Student's First Name (question 2), Student's Middle Initial (question 3)	FIRST
Student's Last Name (question 1)	LAST
Student's Date of Birth (question 9)	06/06/2000
Student's E-mail Address (question 13)	test@gdit.com
Student's Telephone Number (question 10)	(358) 890-2348
Student's Permanent Mailing Address (question 4)	123 BEST ST.
Student's Permanent City (question 5)	CORALVILLE
Student's Permanent State (question 6), Student's Permanent ZIP Code (question 7)	IOWA, 52241
Has Student Lived in State for at Least 5 Years?	YES
Student's State of Legal Residence (question 18)	IOWA
Was Student a Legal Resident Before January 1, 2016? (question 19)	YES

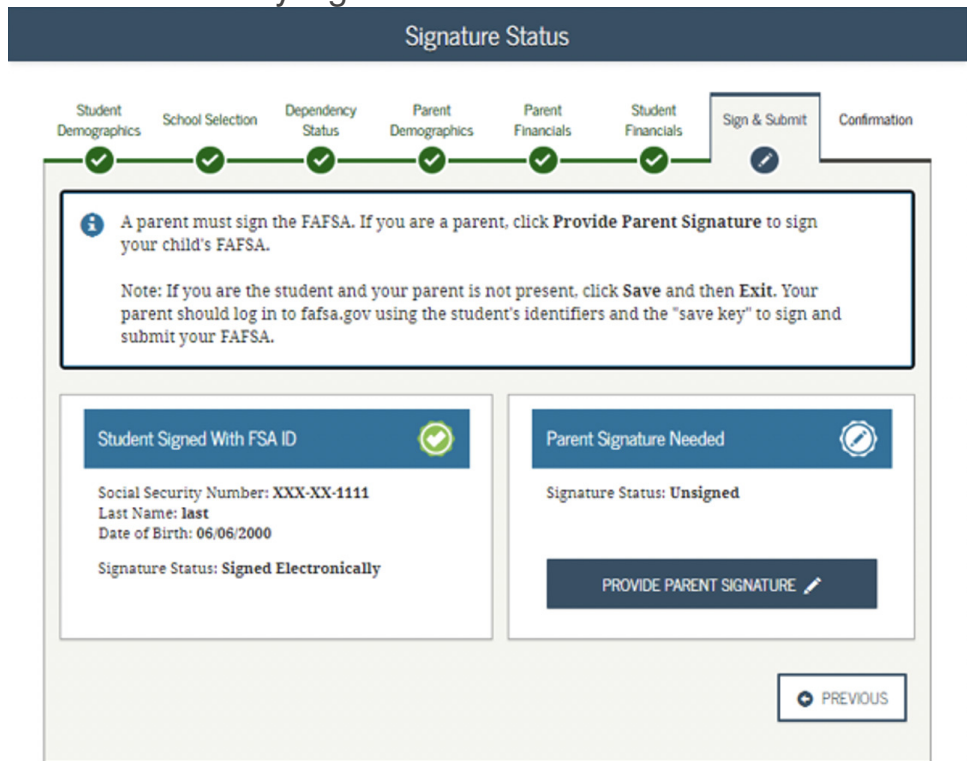
- **2021-22 “FAFSA Summary” view**
- Note: You have not yet completed the FAFSA if you are on this page.
- This is an example of the first screen of the summary of your FAFSA. Here you can confirm the information you provided is correct. If you need to go back and make any edits, you can click the hyperlinked text of the question on the left of the table

- 2021-22 “Signature Status” view.
- Electronically sign the FAFSA here.

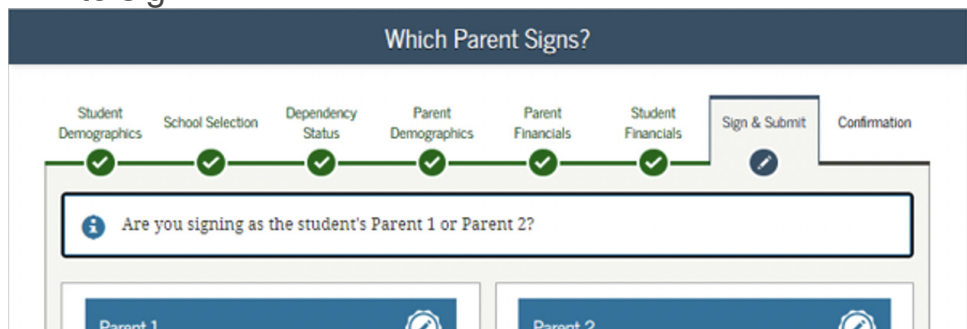
- 2021-22 “Agreement of Terms” student view.
- This is where the applicant acknowledges the Certification Statement.
- Select “Agree” if you agree with the terms.



- 2021-22 “Signature Options” view for applicant.
- Electronically sign the FAFSA here.



- 2021-22 “Signature Status” view.
- Applicant signature accepted, and now the parent will need to sign.



Which Parent Signs?

Student Demographics
School Selection
Dependency Status
Parent Demographics
Parent Financials
Student Financials
Sign & Submit
Confirmation

i Are you signing as the student's Parent 1 or Parent 2?

Parent 1

Social Security Number: XXX-XX-2222
Last Name: last
Date of Birth: 06/06/1960

SIGN AS PARENT 1

Parent 2

Social Security Number: XXX-XX-3333
Last Name: last
Date of Birth: 06/06/1960

SIGN AS PARENT 2

PREVIOUS

- 2021-22 “Which Parent Signs” view.
- Allows the user to select which parent will be signing the application.
- The choice between parents is only present if information was provided for two parents. Otherwise, this view does not display.

Agreement of Terms

Student Demographics
School Selection
Dependency Status
Parent Demographics
Parent Financials
Student Financials
Sign & Submit
Confirmation

PARENT INFORMATION

READ BEFORE PROCEEDING

By signing this application electronically using your FSA ID (username and password) and/or any other credential or by signing a signature page and mailing it to us, YOU, THE PARENT, certify that all of the information you provided is true and complete to the best of your knowledge and you agree, if asked:

1. to provide information that will verify the accuracy of your completed form
2. to provide U.S. or state income tax forms that you filed or are required to file.

You also certify that you understand that the Secretary of Education has the authority to verify information reported on your application with the Internal Revenue Service and other federal agencies.

If you sign this application or any document related to the federal student aid programs electronically using a

I, the parent, agree to the terms outlined above.

Agree Disagree

PREVIOUS
NEXT


- 2021-22 “Agreement of Terms” view for parent.
- This is where the parent acknowledges the Certification Statement.

Signature Options

Student Demographics
School Selection
Dependency Status
Parent Demographics
Parent Financials
Student Financials
Sign & Submit
Confirmation

Signature Options

Student Demographics ✓ School Selection ✓ Dependency Status ✓ Parent Demographics ✓ Parent Financials ✓ Student Financials ✓ Sign & Submit Confirmation



Parent Signature for
Social Security Number: XXX-XX-2222
Last Name: last
Date of Birth: 06/06/1960


What Is your (the parent's) FSA ID?
Do not enter the FSA ID if you are not the parent.

FSA ID Username, E-mail Address, or Mobile Number ?

[Forgot Username](#) | [Create an FSA ID](#)

FSA ID Password ?

[Forgot Password](#)

SIGN THIS FAFSA 

[OTHER OPTIONS TO SIGN AND SUBMIT](#) [SIGNATURE STATUS](#) [NEXT](#)

- 2021-22 “Signature Options” view for parent.
- Parent FSA ID and password will not be required if the parent used the IRS DRT.

Signature Options

Student Demographics ✓ School Selection ✓ Dependency Status ✓ Parent Demographics ✓ Parent Financials ✓ Student Financials ✓ **Sign & Submit** Confirmation

Parent Signature for

Social Security Number: XXX-XX-3333

Last Name: de

Date of Birth: 01/01/1962

Other Options to Sign and Submit

i We recommend signing electronically with an FSA ID so you don't have to print and mail a signature page or return later to sign this FAFSA. If you are unable to sign electronically, select another option:

Sign Electronically With My FSA ID
 This is the fastest option. Selecting this option will return you to the question "What is your (the parent's) FSA ID?".

Print A Signature Page
 This option requires that you print and mail your signature.

Submit Without Signatures
 This option allows you to submit this FAFSA now without your signature, but you will need to return later to sign.

[SIGNATURE STATUS](#) [NEXT](#)

- 2021-22 "Signature Options" view for parent continued.
- The parent of the applicant has the option to choose between three different ways of signing the application: Sign Electronically With My FSA ID, Print A Signature Page, or Submit Without Signatures. In this scenario the parent chose to sign the FAFSA form electronically.

Dependent student- signature status Signature Status

[Student Demographics](#) ✓
 [School Selection](#) ✓
 [Dependency Status](#) ✓
 [Parent Demographics](#) ✓
 [Parent Financials](#) ✓
 [Student Financials](#) ✓
 [Sign & Submit](#) ✎
 [Confirmation](#)

i You have provided all necessary signatures. Click **Submit My FAFSA Now** to submit your FAFSA.

<div style="background-color: #0056b3; color: white; padding: 5px; text-align: center; border-radius: 5px;"> Student Signed With FSA ID ✓ </div> <p>Social Security Number: XXX-XX-1111 Last Name: last Date of Birth: 06/06/2000 Signature Status: Signed Electronically</p>	<div style="background-color: #0056b3; color: white; padding: 5px; text-align: center; border-radius: 5px;"> Parent Signed With FSA ID ✓ </div> <p>Social Security Number: XXX-XX-2222 Last Name: last Date of Birth: 06/06/1960 Signature Status: Signed Electronically</p>
--	---

[← PREVIOUS](#)
[SUBMIT MY FAFSA NOW →](#)

- 2021-22 “Signature Status” view.
- Shows both applicant and parent signatures have been accepted.
- Once you have reached this page, you may click “Submit my FAFSA Now” to submit.



Congratulations, First!

Your FAFSA was successfully submitted to Federal Student Aid.

Confirmation Number: F 00600669903 07/13/2020 16:32:10

Data Release Number (DRN): 2866

What Happens Next

- In 7-10 business days, we will mail you a Student Aid Report (SAR) notifying you that your FAFSA was processed.
- Your FAFSA information will be made available to your school(s), and they will use it to determine the aid you may be eligible to receive.
- Your school(s) will contact you if they need more information or when they are ready to discuss your financial aid award.
- If you have questions about your financial aid package, contact your school(s).

PRINT THIS PAGE

Start your state application to apply for Iowa state-based financial aid.



Does your brother or sister need to complete a FAFSA?

If so, you can transfer your parents' information into a new FAFSA for your brother or sister to save time. Your parents will have to provide a signature again, but that's all.



[Expand All](#)

> Estimated Expected Family Contribution (EFC) = 002592

> IRS Information

> School(s) on your FAFSA:

School Name	Graduation Rate	Retention Rate	Transfer Rate	Additional Information from College Scorecard
MID-ATLANTIC CHRISTIAN UNIVERSITY	31%	62%	0%	NA

- 2021-22 “Confirmation Page” view.
- **Congratulations! Your FAFSA has been officially submitted.**
- Some states provide the option to transfer part of the applicant’s FAFSA information into a state aid application.
- Parents of applicants are offered the option to transfer the parents’ data into another applicant's new FAFSA form by clicking the blue box saying “Does your brother or sister need to complete a FAFSA?”
- If the applicant leaves the confirmation view before they click this link, they will not be able to return to transfer data to the application of a sibling.